


Deluxe Caramel Apples

4 wooden sticks
4 large Red Delicious apples, chilled
1 1/2 cups pecans, toasted and chopped
8 oz. individually wrapped caramels
4 ounces semisweet chocolate, chopped
4 oz. white chocolate baking bar




Insert stick into stem end of each apple. Chop nuts in the Little Chopper and put in Flat Out Bowl. In Oval Microwave Cooker or Rock n Serve Medium Deep, microwave caramels at 50% power for 2-3 minutes.

Dip apple into caramel mixture, coating completely. Roll caramel-coated apple in pecans while still warm. Set apple on Silicone Sheet in refrigerator for 15 minutes to set.

Melt chocolates in Rock n Serve Medium Containers at 50% power for 1 minute, stir until smooth. Drizzle with fork. Refrigerate 15 minutes to allow chocolate to set.

Deluxe Caramel Apples

4 wooden sticks
4 large Red Delicious apples, chilled
1 1/2 cups pecans, toasted and chopped
8 oz. individually wrapped caramels
4 ounces semisweet chocolate, chopped
4 oz. white chocolate baking bar




Insert stick into stem end of each apple. Chop nuts in the Little Chopper and put in Flat Out Bowl. In Oval Microwave Cooker or Rock n Serve Medium Deep, microwave caramels at 50% power for 2-3 minutes.

Dip apple into caramel mixture, coating completely. Roll caramel-coated apple in pecans while still warm. Set apple on Silicone Sheet in refrigerator for 15 minutes to set.

Melt chocolates in Rock n Serve Medium Containers at 50% power for 1 minute, stir until smooth. Drizzle with fork. Refrigerate 15 minutes to allow chocolate to set.

Deluxe Caramel Apples

4 wooden sticks
4 large Red Delicious apples, chilled
1 1/2 cups pecans, toasted and chopped
8 oz. individually wrapped caramels
4 ounces semisweet chocolate, chopped
4 oz. white chocolate baking bar




Insert stick into stem end of each apple. Chop nuts in the Little Chopper and put in Flat Out Bowl. In Oval Microwave Cooker or Rock n Serve Medium Deep, microwave caramels at 50% power for 2-3 minutes.

Dip apple into caramel mixture, coating completely. Roll caramel-coated apple in pecans while still warm. Set apple on Silicone Sheet in refrigerator for 15 minutes to set.

Melt chocolates in Rock n Serve Medium Containers at 50% power for 1 minute, stir until smooth. Drizzle with fork. Refrigerate 15 minutes to allow chocolate to set.

Deluxe Caramel Apples

4 wooden sticks
4 large Red Delicious apples, chilled
1 1/2 cups pecans, toasted and chopped
8 oz. individually wrapped caramels
4 ounces semisweet chocolate, chopped
4 oz. white chocolate baking bar



Insert stick into stem end of each apple. Chop nuts in the Little Chopper and put in Flat Out Bowl. In Oval Microwave Cooker or Rock n Serve Medium Deep, microwave caramels at 50% power for 2-3 minutes.

Dip apple into caramel mixture, coating completely. Roll caramel-coated apple in pecans while still warm. Set apple on Silicone Sheet in refrigerator for 15 minutes to set.

Melt chocolates in Rock n Serve Medium Containers at 50% power for 1 minute, stir until smooth. Drizzle with fork. Refrigerate 15 minutes to allow chocolate to set.